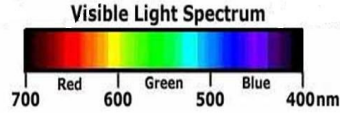
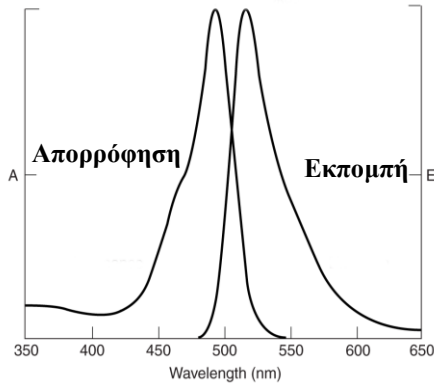


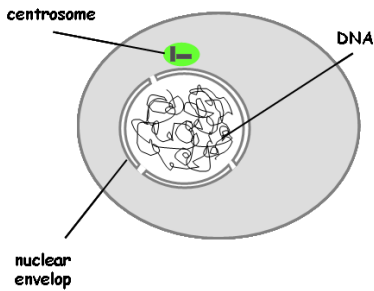
# Fluorescein (FITC)



**Εικόνα 1.** Αριστερά: Φάσματα απορρόφησης και εκπομπής της ουσίας Fluorescein. Δεξιά: το φάσμα του ορατού φωτός.

**Εικόνα 2.** Μορφολογικά χαρακτηριστικά της μεσόφασης και των φάσεων της κυτταρικής διαίρεσης. Από: Alberts B, *et al.* The Molecular Biology of the Cell, Garland Science, 4th Ed.

## Μεσόφαση



---

---

---

---

---

---

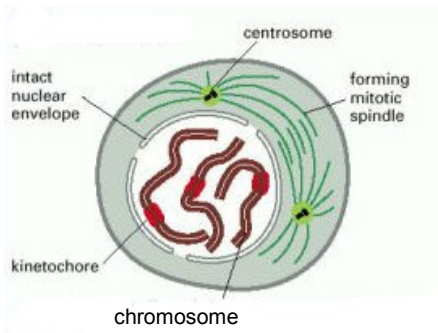
---

---

---

---

## Πρόφαση



---

---

---

---

---

---

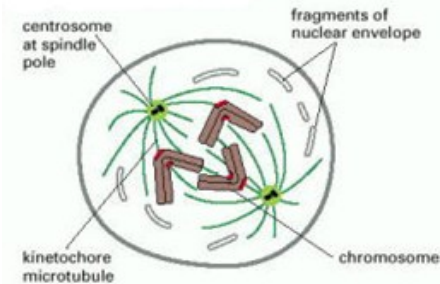
---

---

---

---

## Προμετάφαση



---

---

---

---

---

---

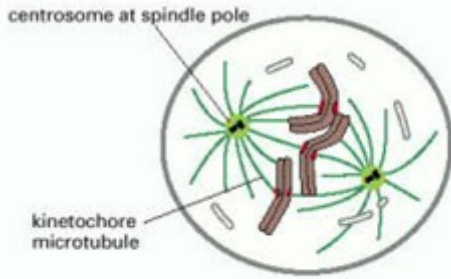
---

---

---

---

## Μετάφαση



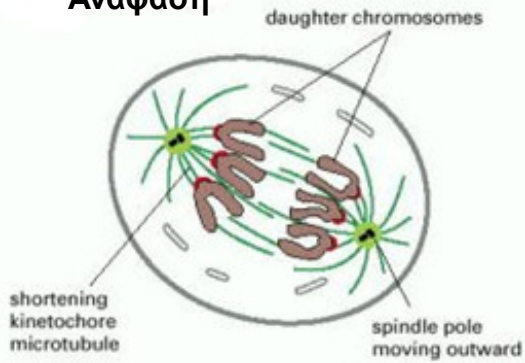
---

---

---

---

## Ανάφαση



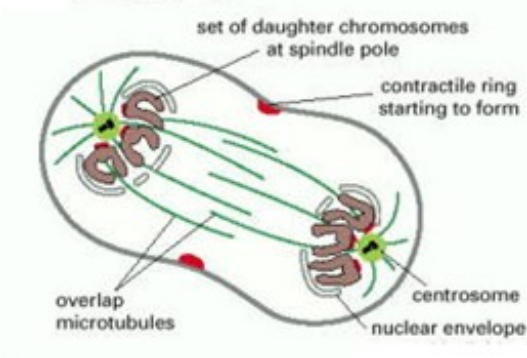
---

---

---

---

## Τελόφαση και αρχή κυτταροκίνησης



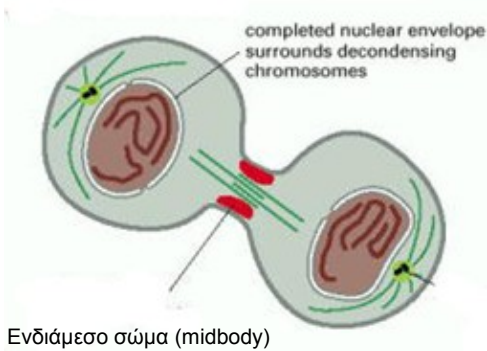
---

---

---

---

## Τέλος κυτταροκίνησης



---

---

---

---